



# Hitachi Copy Manager for IBM<sup>®</sup> TPF Messages and Codes

Hitachi Universal Storage Platform V  
Hitachi Universal Storage Platform VM  
Hitachi TagmaStore<sup>®</sup> Universal Storage Platform  
Hitachi TagmaStore<sup>®</sup> Network Storage Controller  
Hitachi Lightning 9900<sup>™</sup> V Series  
Hitachi Lightning 9900<sup>™</sup>

## FASTFIND LINKS

[Document Organization](#)

[Product Version](#)

[Getting Help](#)

[Contents](#)

Copyright © 2009 Hitachi Data Systems Corporation, ALL RIGHTS RESERVED

Notice: No part of this publication may be reproduced or transmitted in any form or by any means, electronic or mechanical, including photocopying and recording, or stored in a database or retrieval system for any purpose without the express written permission of Hitachi Data Systems Corporation (hereinafter referred to as "Hitachi Data Systems").

Hitachi Data Systems reserves the right to make changes to this document at any time without notice and assumes no responsibility for its use. Hitachi Data Systems products and services can only be ordered under the terms and conditions of Hitachi Data Systems' applicable agreements. All of the features described in this document may not be currently available. Refer to the most recent product announcement or contact your local Hitachi Data Systems sales office for information on feature and product availability.

This document contains the most current information available at the time of publication. When new and/or revised information becomes available, this entire document will be updated and distributed to all registered users.

Hitachi is a registered trademark of Hitachi, Ltd. in the United States and other countries. Hitachi Data Systems is a registered trademark and service mark of Hitachi, Ltd. in the United States and other countries.

Lightning 9900, ShadowImage, TagmaStore, and TrueCopy are registered trademarks or trademarks of Hitachi Data Systems.

IBM and z/OS are registered trademarks or trademarks of International Business Machines Corporation.

All other trademarks, service marks, and company names in this document are properties of their respective owners.



# Contents

Preface .....	v
Intended Audience .....	vi
Product Version.....	vi
Document Revision Level .....	vi
Changes in this Revision .....	vii
Document Organization .....	vii
Referenced Documents.....	vii
Document Conventions.....	viii
Convention for Storage Capacity Values .....	ix
Getting Help .....	ix
Comments.....	ix
Overview of Copy Manager for TPF .....	1-1
Messages.....	2-1
Acronyms and Abbreviations	





# Preface

This document lists the error codes output by the Hitachi Copy Manager for IBM® TPF software. This document is maintained in the standard IBM format and may be utilized by coverage and operations as a standalone document.

Please maintain a copy of this document for reference purposes.

This preface includes the following information:

- [Intended Audience](#)
- [Product Version](#)
- [Document Revision Level](#)
- [Changes in this Revision](#)
- [Document Organization](#)
- [Referenced Documents](#)
- [Document Conventions](#)
- [Convention for Storage Capacity Values](#)
- [Getting Help](#)
- [Comments](#)

**Notice:** The use of Hitachi Copy Manager for IBM® TPF and all other Hitachi Data Systems products is governed by the terms of your agreement(s) with Hitachi Data Systems.

## Intended Audience

This document is intended for system administrators, Hitachi Data Systems representatives, and Authorized Service Providers who are involved in installing, configuring, and operating the Hitachi RAID storage system(s).

This document assumes the following:

- The user has a background in data processing and understands direct-access storage device (DASD) systems and their basic functions.
- The user is familiar with the Hitachi RAID storage system(s) (e.g., Universal Storage Platform, Lightning 9900V) and has read the *User and Reference Guide* for the storage system(s) (e.g., *Hitachi Universal Storage Platform V/VM User and Reference Guide*, MK-96RD635).
- The user is familiar with the Hitachi ShadowImage feature.
- The user is familiar with the Hitachi TrueCopy feature.
- The user is familiar with the Hitachi Universal Replicator feature.
- The user is familiar with the data replication requirements.
- The user is familiar with the IBM Transaction Processing Facility (TPF) operating system.

## Product Version

This document revision applies to Copy Manager for TPF version BB and higher.

## Document Revision Level

Revision	Date	Description
MK-92RD130-00	November 2002	Initial Release
MK-92RD130-01	February 2004	Revision 1, supersedes and replaces MK-92RD130-00
MK-92RD130-02	August 2004	Revision 2, supersedes and replaces MK-92RD130-01
MK-92RD130-03	February 2007	Revision 3, supersedes and replaces MK-92RD130-02
MK-92RD130-04	May 2008	Revision 4, supersedes and replaces MK-92RD130-03
MK-92RD130-05	April 2009	Revision 5, supersedes and replaces MK-92RD130-04
MK-92RD130-06	August 2009	Revision 6, supersedes and replaces MK-92RD130-05

## Changes in this Revision

- Added the following new error codes: FDRS0149E, FDRS0150E, FDRS0151E, FDSR0152E, FDSR0153E, FDSR0154I, FDSR0155I, FDSR0156I, FDSR0157E, FDSR0158E, FDSR0159E, FDSR0160E, FDSR0161E, FDSR0162E, FDSR0163E
- Changed the following messages to use offline control device instead of offline command device: FDSR0128I, FDSR0131I, FDRS0132E, FDSR0133I, FDSR0134I, FDSR0135E
- Changed the following help messages: FDRS0207I, FDSR0208I, FDSR0213I, FDSR0214I

## Document Organization

The following table provides an overview of the contents and organization of this document. Click the [chapter title](#) in the left column to go to that chapter. The first page of each chapter provides links to the sections in that chapter.

Chapter	Description
<a href="#">Overview of Hitachi Copy Manager for TPF</a>	Provides a brief overview of Hitachi Copy Manager for TPF.
<a href="#">Messages</a>	Lists the error codes output by Copy Manager for TPF in numerical order, and provides the following information for each error code: explanation, user action, system response, and an example.
<a href="#">Acronyms and Abbreviations</a>	Defines the acronyms and abbreviations used in this document.

## Referenced Documents

- Other Hitachi Copy Manager for TPF documents:
  - *Hitachi Copy Manager for IBM® TPF Administrator's Guide*, MK-92RD129
  - *Hitachi Copy Manager for IBM® TPF Operations Guide*, MK-92RD131

## Document Conventions





The term “Hitachi RAID storage system” refers to all supported Hitachi storage systems, unless otherwise noted.

The terms used for the Hitachi RAID storage systems refer to all models of the storage system, unless otherwise noted. For example, “Universal Storage Platform V” refers to all models of the USP V, unless otherwise noted.

This document uses the following typographic conventions:

Convention	Description
<b>Bold</b>	Indicates text on a window, other than the window title, including menus, menu options, buttons, fields, and labels. Example: Click <b>OK</b> .
<i>Italic</i>	Indicates a variable, which is a placeholder for actual text provided by the user or system. Example: copy <i>source-file target-file</i> <b>Note:</b> Angled brackets (< >) are also used to indicate variables.
screen/code	Indicates text that is displayed on screen or entered by the user. Example: # pairdisplay -g oradb
< > angled brackets	Indicates a variable, which is a placeholder for actual text provided by the user or system. Example: # pairdisplay -g <group> <b>Note:</b> Italic font is also used to indicate variables.
[ ] square brackets	Indicates optional values. Example: [ a   b ] indicates that you can choose a, b, or nothing.
{ } braces	Indicates required or expected values. Example: { a   b } indicates that you must choose either a or b.
vertical bar	Indicates that you have a choice between two or more options or arguments. Examples: [ a   b ] indicates that you can choose a, b, or nothing. { a   b } indicates that you must choose either a or b.
underline	Indicates the default value. Example: [ <u>a</u>   b ]

This document uses the following icons to draw attention to information:

Icon	Meaning	Description
	Note	Calls attention to important and/or additional information.
	Tip	Provides helpful information, guidelines, or suggestions for performing tasks more effectively.
	Caution	Warns the user of adverse conditions and/or consequences (e.g., disruptive operations).
	WARNING	Warns the user of severe conditions and/or consequences (e.g., destructive operations).



## Convention for Storage Capacity Values

Physical storage capacity values (e.g., data drive capacity) are calculated based on the following values:

- 1 KB = 1,000 bytes
- 1 MB = 1,000<sup>2</sup> bytes
- 1 GB = 1,000<sup>3</sup> bytes
- 1 TB = 1,000<sup>4</sup> bytes
- 1 PB = 1,000<sup>5</sup> bytes

Logical storage capacity values (e.g., logical device capacity) are calculated based on the following values:

- 1 KB = 1,024 (2<sup>10</sup>) bytes
- 1 MB = 1,024 KB or 1,024<sup>2</sup> bytes
- 1 GB = 1,024 MB or 1,024<sup>3</sup> bytes
- 1 TB = 1,024 GB or 1,024<sup>4</sup> bytes
- 1 PB = 1,024 TB or 1,024<sup>5</sup> bytes
- 1 block = 512 bytes

## Getting Help

If you need to call the Hitachi Data Systems Support Center, make sure to provide as much information about the problem as possible, including:

- The circumstances surrounding the error or failure.
- The content of any error message(s) displayed on the host system(s).
- The content of any error message(s) displayed on Storage Navigator.
- The Storage Navigator configuration information (use the FD Dump Tool).
- The service information messages (SIMs), including reference codes and severity levels, displayed by Storage Navigator.

The Hitachi Data Systems customer support staff is available 24 hours a day, seven days a week. If you need technical support, please call:

- United States: (800) 446-0744
- Outside the United States: (858) 547-4526

## Comments

Please send us your comments on this document: [doc.comments@hds.com](mailto:doc.comments@hds.com). Include the document title, number, and revision, and refer to specific section(s) and paragraph(s) whenever possible.

**Thank you!** (All comments become the property of Hitachi Data Systems.)



# Overview of Copy Manager for TPF

The Hitachi Copy Manager for IBM® TPF software allows Transaction Processing Facility (TPF) users to control DASD copy functions on Hitachi RAID storage systems from TPF. Copy Manager for TPF provides a TPF interface that is simple to install and use. With one TPF operator entry, the TPF user can control sessions on the following Hitachi products for IBM over the entire TPF complex: ShadowImage (local copy), synchronous TrueCopy (remote copy), or Hitachi Universal Replicator (remote copy). Copy Manager for TPF provides users the ability to establish, split, delete, and resume those sessions with one entry. With no TPF control program changes, Copy Manager for TPF requires minimal effort to incorporate into a TPF complex.

This document lists the error codes output by the Copy Manager for TPF software. For further information on Copy Manager for TPF operations, please refer to the *Hitachi Copy Manager for TPF Administrator's Guide* and/or the *Hitachi Copy Manager for TPF Operations Guide*.



# Messages

This chapter lists the error codes output by the Hitachi Copy Manager for TPF software in numerical order and provides the following information for each error code:

- Explanation
- System action
- User response
- Example

### 3. FDRS0003E

-----  
FDRS0003E ONLY ONE SPEED PARAMETER ALLOWED

**Explanation:** The input message contained more than one speed parameter.

**System Action:** None.

**User Response:** Enter the functional message again with only one speed parameter.

**Example:**

```
zfdrs l est set-set2 slow fast
CSMP0097I 13.17.19 CPU-B SS-BSS SSU-BSS IS-01
FDRS0003E 13.17.19 ONLY ONE SPEED PARAMETER ALLOWED+
```

### 4. FDRS0004E

-----  
FDRS0004E ONLY ONE DEVICE PARAMETER ALLOWED

**Explanation:** The input message contained more than one type of device.

**System Action:** None

**User Response:** Enter the functional message again with only one type of device.

**Note:** If more than one DEV- parameter is entered, the last DEV- address is used.

**Example:**

```
zfdrs l res set-set2 dev-5400 all ssid-a000
CSMP0097I 13.14.46 CPU-B SS-BSS SSU-BSS IS-01
FDRS0004E 13.14.46 ONLY ONE DEVICE PARAMETER ALLOWED+
```

### 5. FDRS0005E

-----  
FDRS0005E ONLY ONE DETAIL PARAMETER ALLOWED

**Explanation:** The input message contained more than one filter detail.

**System Action:** None

**User Response:** Enter the functional message again with only one filter detail.

**Example:**

```
zfdrs l st set-set2 pendduplex splitopr duplex invalid
CSMP0097I 13.12.10 CPU-B SS-BSS SSU-BSS IS-01
FDRS0005E 13.12.10 ONLY ONE DETAIL PARAMETER ALLOWED+
```

## 6. FDRS0006E

-----  
FDRS0006E     INVALID DEVICE – SSID IS ZERO

**Explanation:** The message is issued when a STATUS message for an individual device is issued and the device has a zero SSSID or a zero TSSID in the configuration table.

**System Action:** None

**User Response:** Enter a CONFIG CH entry for the device with a valid SSSID or TSSID value.

**Example:**

```
zfdrs l st set-set3 dev-5400
CSMP0097I 14.06.44 CPU-B SS-BSS SSU-BSS IS-01
FDRS0006E 14.06.44 INVALID DEVICE - SSID IS ZERO+
CSMP0097I 14.06.44 CPU-B SS-BSS SSU-BSS IS-01
DFRS0003I 14.06.44 START OF LOCAL COPY STATUS - SET=SET3
DEVICE 5400 IS INVALID
DEV SOURCE SER# SVOL SLCU SSSID TARGET SER# TVOL TLCU TSSID % DIFFERENTIAL
5400 000000036146 00 00 0000 000000036146 50 00 A001 0% _
END OF LOCAL COPY STATUS+
```

## 15. FDRS0015E

-----  
FDRS0015E     CONFIG CHANGE REQUIRES AT LEAST ONE PARAMETER INPUT

**Explanation:** The CONFIG CHANGE input message did not contain any parameters to change.

**System Action:** None

**User Response:** Enter the functional message again with the parameters that you want to change.

**Example:**

```
zfdrs l config ch dev-5400 set-set2
CSMP0097I 13.48.46 CPU-B SS-BSS SSU-BSS IS-01
FDRS0015E 13.48.46 CONFIG CHANGE REQUIRES AT LEAST ONE PARAMETER INPUT
```

## 16. FDRS0016I

-----  
FDRS0016I RECORD INITIALIZED

**Explanation:** The message is issued in response to a satisfactory initialization of one of Copy Manager for TPF's control records.

**System Action:** None

**User Response:** None

**Example:**

```
zfdrs l config init set-set3
CSMP0097I 14.36.17 CPU-B SS-BSS SSU-BSS IS-01
FDRS0016I 14.36.17 RECORD INITIALIZED+

zfdrs offrec init
CSMP0097I 08.57.46 CPU-A SS-BSS SSU-BSS IS-01
FDRS0016I 08.57.46 RECORD INITIALIZED+

zfdrs rcurec init
CSMP0097I 08.58.13 CPU-A SS-BSS SSU-BSS IS-01
FDRS0016I 08.58.13 RECORD INITIALIZED+

zfdrs setrec init
CSMP0097I 08.58.38 CPU-A SS-BSS SSU-BSS IS-01
FDRS0016I 08.58.38 RECORD INITIALIZED+

zfdrs copymgr init
CSMP0097I 08.59.04 CPU-A SS-BSS SSU-BSS IS-01
FDRS0016I 08.59.04 RECORD INITIALIZED+
```

## 17. FDRS0017E

-----  
FDRS0017E ITEM DOES NOT EXIST IN CONFIG RECORD

**Explanation:** The device address in the input message does not exist in the requested copy pair configuration definition record.

**System Action:** None

**User Response:** Enter the functional message again with the correct device address.

**Example:**

```
zfdrs l config ch set-set3 dev-5401 svol-01
CSMP0097I 10.30.36 CPU-B SS-BSS SSU-BSS IS-01
FDRS0017E 10.30.36 ITEM DOES NOT EXIST IN CONFIG RECORD
```



## 18. FDRS0018E

-----  
FDRS0018E     DEVICE xxxx DOES NOT EXIST

**Explanation:** The device address in the input message does not exist in the requested copy pair configuration definition record.

**System Action:** None

**User Response:** Enter the functional message again with the correct device address.

**Example:**

```
zfdrs l est set-set3 dev-5508
CSMP0097I 12.57.51 CPU-B SS-BSS SSU-BSS IS-01
FDRS0018E 12.57.51 DEVICE 5508 DOES NOT EXIST+
CSMP0097I 12.57.51 CPU-B SS-BSS SSU-BSS IS-01
FDRS0042I 12.57.51 START OF LOCAL COPY STATUS - SET=SET3
SIMPLEX           - 0
DUPLEX            - 0
PENDING DUPLEX   - 0
SPLIT BY OPER    - 0
SPLIT BY EXC     - 0
PENDING SPLIT    - 0
QUICK SPLIT      - 0
RE-SYNC          - 0
REV RE-SYNC      - 0 _
INVALID          - 2
END OF LOCAL COPY STATUS+
zfdrs l config rem set-set3 dev-5508
CSMP0097I 13.01.03 CPU-B SS-BSS SSU-BSS IS-01
FDRS0018E 13.01.03 DEVICE 5508 DOES NOT EXIST+
```

## 19. FDRS0019I

-----  
FDRS0019I     LOCAL COPY ITEM REMOVED

**Explanation:** The message is issued in response to a satisfactory removal of an item from the requested copy pair configuration definition record.

**System Action:** None

**User Response:** None

**Example:**

```
zfdrs l config rem set-set3 dev-5500
CSMP0097I 13.03.25 CPU-B SS-BSS SSU-BSS IS-01
FDRS0019I 13.03.25 LOCAL COPY ITEM REMOVED+
```

## 20. FDRS0020I

-----  
FDRS0020I LOCAL COPY ITEM ADDED

**Explanation:** The message is issued in response to a satisfactory addition of an item to the requested copy pair configuration definition record.

**System Action:** None

**User Response:** None

**Example:**

```
zfdrs 1 co a set-set3 d-5401 sse-36146 sv-01 sl-00 sss-a000 tv-51 tl-00 tss-a001
CSMP0097I 13.08.23 CPU-B SS-BSS SSU-BSS IS-01
FDRS0020I 13.08.23 LOCAL COPY ITEM ADDED+
```

## 22. FDRS0022E

-----  
FDRS0021E NO MATCHING ITEMS FOUND IN CONFIG RECORD

**Explanation:** The device address in the input message does not exist in the requested copy pair configuration definition record.

**System Action:** None

**User Response:** Enter the functional message again with the correct device address.

**Example:**

```
zfdrs 1 co di set-set3 dev-5500
CSMP0097I 13.16.57 CPU-B SS-BSS SSU-BSS IS-01
FDRS0022E 13.16.57 NO MATCHING ITEMS FOUND IN CONFIG RECORD
```

## 23. FDRS0023I

-----  
FDRS0023I LOCAL COPY ITEM CHANGED

**Explanation:** The message is issued in response to a satisfactory change to the information about a device in the requested copy pair configuration definition record.

**System Action:** None

**User Response:** None

**Example:**

```
zfdrs 1 co ch set-set3 dev-5400 sv-00
CSMP0097I 13.42.26 CPU-B SS-BSS SSU-BSS IS-01
FDRS0023I 13.42.26 LOCAL COPY ITEM CHANGED+
```

## 24. FDRS0024I

-----  
FDRS0024I LOCAL COPY CONFIG RECORD IS EMPTY

**Explanation:** The message is issued in response to a CONFIG request when the request set's copy pair configuration definition record is empty.

**System Action:** None

**User Response:** None

**Example:**

```
zfdrs l config di set-set3
CSMP0097I 13.48.49 CPU-B SS-BSS SSU-BSS IS-01
FDRS0024I 13.48.49 LOCAL COPY CONFIG RECORD IS EMPTY+
zfdrs l config di set-set3 dev-5500
CSMP0097I 13.49.24 CPU-B SS-BSS SSU-BSS IS-01
FDRS0024I 13.49.24 LOCAL COPY CONFIG RECORD IS EMPTY+
zfdrs l config rem set-set3 dev-5500
CSMP0097I 13.49.49 CPU-B SS-BSS SSU-BSS IS-01
FDRS0024I 13.49.49 LOCAL COPY CONFIG RECORD IS EMPTY+
```

## 25. FDRS0025E

-----  
FDRS0025E CANNOT ADD LOCAL COPY ITEM – DEVICE ALREADY EXISTS

**Explanation:** The message is issued in response to a CONFIG ADD request when the requested device is already in the requested copy pair configuration definition record .

**System Action:** None

**User Response:** Enter the functional message again with the corrected device address.

**Example:**

```
zfdrs l co ad set-set3 d-5400 sse-36146 sv-00 sl-00 sss-a000 tv-50 tl-00 tss-a001
CSMP0097I 13.56.50 CPU-B SS-BSS SSU-BSS IS-01
FDRS0025E 13.56.50 CANNOT ADD LOCAL COPY ITEM - DEVICE ALREADY EXISTS+
```

## 26. FDRS0026E

-----  
FDRS0026E PROBLEM OBTAINING HEAP STORAGE FOR LOCAL COPY

**Explanation:** The message is issued in response to a CONFIG REMOVE request when the heap storage resources are too low to satisfy a request for heap storage.

**System Action:** None

**User Response:** Enter the functional message again when the system is not as busy and storage resources are available.

**Example:**

```
zfdrs l co rem set-set3 dev-5400
CSMP0097I 14.10.05 CPU-B SS-BSS SSU-BSS IS-01
FDRS0026E 14.09.59 PROBLEM OBTAINING HEAP STORAGE FOR LOCAL COPY+
```

## 27. FDRS0027E

-----  
FDRS0027E LOCAL COPY SET DOES NOT EXIST

**Explanation:** The set's setname in the input message has not been defined by the ZFDRS SETREC ADD entry.

**System Action:** None

**User Response:** Enter the functional message again with a valid setname.

**Example:**

```
zfdrs l st set-set6
CSMP0097I 14.30.13 CPU-B SS-BSS SSU-BSS IS-01
FDRS0027E 14.30.13 LOCAL COPY SET DOES NOT EXIST+
```

## 28. FDRS0028E

-----  
FDRS0028E ACTION NOT PERFORMED – FDCTC ERROR RETURN

**Explanation:** The message is issued when a STATUS message for an individual device is entered and there is an I/O error return from the FDCTC macro.

**System Action:** None

**User Response:** Call a system programmer.

**Example:**

```
zfdrs l st set-set3 dev-5401
CSMP0097I 14.24.06 CPU-B SS-BSS SSU-BSS IS-01
FDRS0028E 14.24.06 ACTION NOT PERFORMED – FDCTC ERROR RETURN+
CSMP0097I 14.24.06 CPU-B SS-BSS SSU-BSS IS-01
DFRS0003I 14.24.06 START OF LOCAL COPY STATUS – SET=SET3
DEVICE 5401 IS INVALID
DEV SOURCE SER# SVOL SLCU SSSID TARGET SER# TVOL TLCU TSSID % DIFFERENTIAL
5401 000000036146 01 00 A000 000000036146 51 00
A001 1% _
END OF LOCAL COPY STATUS+
```

## 29. FDRS0029E

-----  
FDRS0029E ACTION NOT PERFORMED – DEVICE NOT MOUNTED

**Explanation:** The message is issued when a STATUS message for an individual device is entered and the requested device is not mounted to TPF.

**System Action:** None

**User Response:** (1) Call the System Programmer.

(2) Or, Enter the functional message again with an active TPF module address.

(3) Or, Bring the TPF volume online to TPF.

(4) Or, Correct the copy pair configuration definition record's device number (SDA).

If the error was not a typographical error in the set's copy pair configuration definition record, consider using the Offline volume command device feature (see the *Copy Manager for TPF Administrators Guide*).

**Example:**

```
zfdrs l st set-set3 dev-5401
CSMP0097I 14.17.26 CPU-B SS-BSS SSU-BSS IS-01
FDRS0029E 14.17.26 ACTION NOT PERFORMED - DEVICE NOT MOUNTED+
CSMP0097I 14.17.26 CPU-B SS-BSS SSU-BSS IS-01
DFRS0003I 14.17.26 START OF LOCAL COPY STATUS - SET=SET3
DEVICE 5401 IS INVALID
DEV SOURCE SER# SVOL SLCU SSSID TARGET SER# TVOL TLCU TSSID % DIFFERENTIAL
5401 000000036146 01 00 A000 000000036146 51 00
A001 0% _
END OF LOCAL COPY STATUS+
```

## 30. FDRS0030E

-----  
FDRS0030E ACTION NOT PERFORMED – INVALID MFST ADRS

**Explanation:** The message is issued when a STATUS message for an individual device is entered and the CIOSC macro has returned a zero MFST address.

**System Action:** None

**User Response:** Call a system programmer.

**Example:**

```
zfdrs l st set-set3 dev-5401
CSMP0097I 14.19.09 CPU-B SS-BSS SSU-BSS IS-01
FDRS0030E 14.19.09 ACTION NOT PERFORMED - INVALID MFST ADRS+
CSMP0097I 14.19.09 CPU-B SS-BSS SSU-BSS IS-01
DFRS0003I 14.19.09 START OF LOCAL COPY STATUS - SET=SET3
DEVICE 5401 IS INVALID
DEV SOURCE SER# SVOL SLCU SSSID TARGET SER# TVOL TLCU TSSID % DIFFERENTIAL
5401 000000036146 01 00 A000 000000036146 51 00 A001 0% _
END OF LOCAL COPY STATUS+
```

### 31. FDRS0031E

-----  
FDRS0031E ACTION NOT PERFORMED – MUST BE SIMPLEX OR INVALID

**Explanation:** The CONFIG CHANGE or a SET CHANGE input message entered contained a device that is actively processing a copy function.

**System Action:** None

**User Response:** Wait until the device is simplex, or, if the change is mandatory at this time, repeat the input message with the BP option.

**Example:**

```
zfdrs l co ch set-set3 dev-5401 svol-01
CSMP0097I 14.38.24 CPU-B SS-BSS SSU-BSS IS-01
FDRS0031E 14.38.24 ACTION NOT PERFORMED - MUST BE SIMPLEX OR INVALID+
zfdrs l set ch set-set3 ord-17
CSMP0097I 14.38.24 CPU-B SS-BSS SSU-BSS IS-01
FDRS0031E 14.38.24 ACTION NOT PERFORMED - MUST BE SIMPLEX OR INVALID+
```

### 32. FDRS0032I

-----  
FDRS0032I LOCAL COPY PAIRS SPLIT

**Explanation:** The message is issued in response to a satisfactory SPLIT request.

**System Action:** None

**User Response:** None

**Example:**

```
zfdrs l split set-set2
CSMP0097I 14.45.46 CPU-B SS-BSS SSU-BSS IS-01
FDRS0032I 14.45.46 LOCAL COPY PAIRS SPLIT+
CSMP0097I 14.45.46 CPU-B SS-BSS SSU-BSS IS-01
DFRS0003I 14.45.46 START OF LOCAL COPY STATUS - SET=SET2
SIMPLEX          - 0
DUPLEX           - 0
PENDING DUPLEX  - 0
SPLIT BY OPER   - 2
SPLIT BY EXC    - 0
PENDING SPLIT   - 48
QUICK SPLIT     - 0
RE-SYNC         - 0
REV RE-SYNC     - 0
INVALID         - 0
END OF LOCAL COPY STATUS+
```

### 34. FDRS0034E

-----  
FDRS0034E     DEVICE(S) NOT IN CORRECT STATE FOR ACTION REQUESTED  
- ENTER BP TO OVERRIDE

**Explanation:** An ESTABLISH, DELETE, RESUME, REVERSE RESUME or SPLIT entry was entered and at least one of the devices was not in the appropriate status to perform the requested action.

**System Action:** None

**User Response:** If the requested action is desired, enter the functional message again with the BP option.

**Example:**

```
zfdrs l split set-set2
CSMP0097I 14.59.55 CPU-B SS-BSS SSU-BSS IS-01
FDRS0034E 14.59.55 DEVICE(S) NOT IN CORRECT STATE FOR
ACTION REQUESTED - ENTER BP TO OVERRIDE+
CSMP0097I 14.59.55 CPU-B SS-BSS SSU-BSS IS-01
DFRS0003I 14.59.55 START OF LOCAL COPY STATUS - SET=SET2
SIMPLEX          -    0
DUPLEX           -    0
PENDING DUPLEX  -    0
SPLIT BY OPER   -   50
SPLIT BY EXC    -    0
PENDING SPLIT   -    0
QUICK SPLIT     -    0
RE-SYNC         -    0
REV RE-SYNC     -    0 _
INVALID         -    0
END OF LOCAL COPY STATUS+
```

### 35. FDRS0035I

-----  
FDRS0035I     LOCAL COPY SYNCHRONIZATION STARTED

**Explanation:** The message is issued in response to a satisfactory request to ESTABLISH LOCAL COPY or REMOTE COPY.

**System Action:** None

**User Response:** None

**Example:**

```
zfdrs l est set-set2
CSMP0097I 15.18.43 CPU-B SS-BSS SSU-BSS IS-01
FDRS0035I 15.18.43 LOCAL COPY SYNCHRONIZATION STARTED+
CSMP0097I 15.18.43 CPU-B SS-BSS SSU-BSS IS-01
DFRS0003I 15.18.43 START OF LOCAL COPY STATUS - SET=SET2
SIMPLEX          -    0
DUPLEX           -    0
PENDING DUPLEX  -   50
SPLIT BY OPER   -    0
SPLIT BY EXC    -    0
PENDING SPLIT   -    0
QUICK SPLIT     -    0
RE-SYNC         -    0
REV RE-SYNC     -    0 _
INVALID         -    0
END OF LOCAL COPY STATUS+
```

### 36. FDRS0036I

-----  
FDRS0036I LOCAL COPY PAIRS RESUMED

**Explanation:** The message is issued in response to a satisfactory request to perform a RESUME LOCAL COPY or REMOTE COPY.

**System Action:** None

**User Response:** None

**Example:**

```
zfdrs l resume set-set2
CSMP0097I 06.56.39 CPU-B SS-BSS SSU-BSS IS-01
FDRS0036I 06.56.39 LOCAL COPY PAIRS RESUMED+
CSMP0097I 06.56.40 CPU-B SS-BSS SSU-BSS IS-01
FDRS0042I 06.56.40 START OF LOCAL COPY STATUS - SET=SET2
SIMPLEX          -    0
DUPLEX           -   16
PENDING DUPLEX  -    0
SPLIT BY OPER   -    0
SPLIT BY EXC    -    0
PENDING SPLIT   -    0
QUICK SPLIT     -    0
RE-SYNC         -   34
REV RE-SYNC     -    0
INVALID         -    0
END OF LOCAL COPY STATUS+
```

### 38. FDRS0038E

-----  
FDRS0038E LOCAL COPY ORDINAL 200 FIND ERROR

**Explanation:** The message is issued when there is a find error for the requested set's copy pair configuration definition record.

**System Action:** None

**User Response:** Call your system programmer.

**Example:**

```
ZFDRS L ST SET-SET3
CSMP0097I 08.53.27 CPU-B SS-BSS SSU-BSS IS-01
FDRS0038E 08.53.27 LOCAL COPY ORDINAL 200 FIND ERROR+
CSMP0097I 08.53.27 CPU-B SS-BSS SSU-BSS IS-01
CPSE0052E 08.53.27 IS-0001 SS-BSS SSU-BSS SE-NODUMP OPR-UDC0002
010000B BHD6B3 000002F4 +
```



### 39. FDRS0039I

-----  
FDRS0039I LOCAL COPY PAIRS DELETED

**Explanation:** The message is issued in response to a satisfactory deletion of LOCAL COPY or REMOTE COPY pairs.

**System Action:** None

**User Response:** None

**Example:**

```
zfdrs 1 delete set-set2
CSMP0097I 08.56.38 CPU-B SS-BSS SSU-BSS IS-01
FDRS0039I 08.56.38 LOCAL COPY PAIRS DELETED+
CSMP0097I 08.56.38 CPU-B SS-BSS SSU-BSS IS-01
DFRS0042I 08.56.38 START OF LOCAL COPY STATUS - SET=SET2
SIMPLEX          - 50
DUPLEX           - 0
PENDING DUPLEX  - 0
SPLIT BY OPER   - 0
SPLIT BY EXC    - 0
PENDING SPLIT   - 0
QUICK SPLIT     - 0
RE-SYNC         - 0
REV RE-SYNC     - 0 _
INVALID         - 0
END OF LOCAL COPY STATUS+
```

### 41. FDRS0041E

-----  
FDRS0041I LOCAL COPY DEVICE xxxx not found

**Explanation:** The message is issued in response to a STATUS request for a single device that is not in the requested copy pair configuration definition record.

**System Action:** None

**User Response:** Enter the functional message again with the correct device address.

**Example:**

```
zfdrs 1 st set-set3 dev-7000
CSMP0097I 09.00.40 CPU-B SS-BSS SSU-BSS IS-01
DFRS0041I 09.00.40 LOCAL COPY DEVICE 7000 NOT FOUND+
```

## 42. FDRS0042I

-----  
FDRS0042I     START OF LOCAL COPY STATUS – SET=setname

**Explanation:** The message is issued in response to a satisfactory STATUS request.

**System Action:** None

**User Response:** None

**Example:**

```
zfdrs l split set-set2
CSMP0097I 08.55.59 CPU-B SS-BSS SSU-BSS IS-01
FDRS0032I 08.55.59 LOCAL COPY PAIRS SPLIT+
CSMP0097I 08.56.00 CPU-B SS-BSS SSU-BSS IS-01
FDRS0042I 08.56.00 START OF LOCAL COPY STATUS – SET=SET2
SIMPLEX          -    0
DUPLEX           -    0
PENDING DUPLEX  -    0
SPLIT BY OPER   -    5
SPLIT BY EXC    -    0
PENDING SPLIT   -   45
QUICK SPLIT     -    0
RE-SYNC         -    0
REV RE-SYNC     -    0 _
INVALID         -    0
END OF LOCAL COPY STATUS+
```

## 53. FDRS0053I

-----  
FDRS0053I     BEGIN LOCAL COPY DISPLAY – SET=setname

**Explanation:** The message is issued in response to a satisfactory CONFIG DISPLAY entry.

**System Action:** None

**User Response:** None

**Example:**

```
zfdrs l co display set-set3
CSMP0097I 09.16.48 CPU-B SS-BSS SSU-BSS IS-01 _
FDRS0053I 09.16.48 BEGIN LOCAL COPY DISPLAY – SET=SET3
DEV  SOURCE  SER#  SV  SL  SSSID  TARGET  SER#  TV  TL  TSSID  CG  COMM  PRE  SRCE
2000 000000020041 00 00 2000 000000020041 00 0A 200A 00          N  N _
2001 000000020041 01 00 2000 000000020041 01 0A 200A 00 TEST99 N  N
      2 ITEMS
END LOCAL COPY DISPLAY+
```

## 57. FDRS0057I

-----  
FDRS0057I      START OF LOCAL COPY STATUS SSID xxxx – SET=setname

**Explanation:** The message is issued in response to a satisfactory STATUS request for a specific SSID.

**System Action:** None

**User Response:** None

### Example:

```
zfdrs l st set-set2 sssid-a000
CSMP0097I 09.21.33 CPU-B SS-BSS SSU-BSS IS-01
DFRS0057I 09.21.33 START OF LOCAL COPY STATUS SSID A000 – SET=SET2
DEV SOURCE SER# SVOL SLCU SSSID TARGET SER# TVOL TLCU TSSID STATUS
5400 000000036146 00 00 A000 000000036146 50 00 A001 PENDING DUPLEX _
5401 000000036146 01 00 A000 000000036146 51 00 A001 PENDING DUPLEX
5402 000000036146 02 00 A000 000000036146 52 00 A001 PENDING DUPLEX
5403 000000036146 03 00 A000 000000036146 53 00 A001 PENDING DUPLEX
5404 000000036146 04 00 A000 000000036146 54 00 A001 PENDING DUPLEX _
5405 000000036146 05 00 A000 000000036146 55 00 A001 PENDING DUPLEX
5406 000000036146 06 00 A000 000000036146 56 00 A001 PENDING DUPLEX
5407 000000036146 07 00 A000 000000036146 57 00 A001 PENDING DUPLEX
5408 000000036146 08 00 A000 000000036146 58 00 A001 PENDING DUPLEX _
5409 000000036146 09 00 A000 000000036146 59 00 A001 PENDING DUPLEX
540A 000000036146 0A 00 A000 000000036146 5A 00 A001 PENDING DUPLEX
540B 000000036146 0B 00 A000 000000036146 5B 00 A001 PENDING DUPLEX
540C 000000036146 0C 00 A000 000000036146 5C 00 A001 PENDING DUPLEX _
540D 000000036146 0D 00 A000 000000036146 5D 00 A001 PENDING DUPLEX
540E 000000036146 0E 00 A000 000000036146 5E 00 A001 PENDING DUPLEX
540F 000000036146 0F 00 A000 000000036146 5F 00 A001 PENDING DUPLEX
MORE DATA AVAILABLE, ENTER ZPAGE TO CONTINUE+
```

## 60. FDRS0060I

-----  
FDRS0060I      COMMAND ISSUED TO SSID xxxx

**Explanation:** The message is issued in response to a satisfactory request for a specific SSID.

**System Action:** None

**User Response:** None

### Example:

```
zfdrs l split set-set2 sssid-a000 bp
CSMP0097I 10.13.40 CPU-B SS-BSS SSU-BSS IS-01
DFRS0060I 10.13.40 COMMAND ISSUED TO SSSID A000+
CSMP0097I 10.13.40 CPU-B SS-BSS SSU-BSS IS-01
DFRS0042I 10.13.40 START OF LOCAL COPY STATUS – SET=SET2
SIMPLEX            -    0
DUPLEX            -  10
PENDING DUPLEX   -  18
SPLIT BY OPER     -    3
SPLIT BY EXC      -    0
PENDING SPLIT     -  19
QUICK SPLIT       -    0
RE-SYNC           -    0
REV RE-SYNC       -    0 _
INVALID           -    0
END OF LOCAL COPY STATUS+
```

## 61. FDRS0061E

-----  
FDRS0061E SSSID xxxx DOES NOT EXIST

**Explanation:** The message is issued in response to a request for a specific SSID, but the SSID does not exist in the requested copy pair configuration definition record.

**System Action:** None

**User Response:** None

**Example:**

```
zfdrs l del set-set2 sssid-5000
CSMP0097I 10.19.45 CPU-B SS-BSS SSU-BSS IS-01
DFRS0061I 10.19.45 SSSID 5000 DOES NOT EXIST+
CSMP0097I 10.19.45 CPU-B SS-BSS SSU-BSS IS-01
DFRS0042I 10.19.45 START OF LOCAL COPY STATUS - SET=SET2
SIMPLEX          -    0
DUPLEX           -   10
PENDING DUPLEX  -   18
SPLIT BY OPER   -    4
SPLIT BY EXC    -    0
PENDING SPLIT   -   18
QUICK SPLIT     -    0
RE-SYNC         -    0
REV RE-SYNC     -    0
INVALID         -    0
END OF LOCAL COPY STATUS+
zfdrs l st set-set2 sssid-5000
CSMP0097I 10.21.07 CPU-B SS-BSS SSU-BSS IS-01
DFRS0061I 10.21.07 SSSID 5000 DOES NOT EXIST+
```

## 63. FDRS0063E

-----  
FDRS0063E UNABLE TO INIT WITH ACTIVE PAIRS

**Explanation:** The message is issued in response to a CONFIG INIT entry to a set that has active pairs.

**System Action:** None

**User Response:** Ensure that the pairs of the requested set are SIMPLEX and then enter the functional message again.

**Example:**

```
zfdrs l co init set-set2
CSMP0097I 10.48.57 CPU-B SS-BSS SSU-BSS IS-01
DFRS0063E 10.48.57 UNABLE TO INIT WITH ACTIVE PAIRS+
```

## 64. FDRS0064I

-----  
FDRS0064I LOCAL COPY PAIR SPLIT STARTED

**Explanation:** The message is issued in response to a SPLIT entry. The subsequent output allows you to determine how long it takes to split the database.

**System Action:** None

**User Response:** None

**Example:**

```
zfdrs l split set-set2
CSMP0097I 11.32.04 CPU-B SS-BSS SSU-BSS IS-01
FDRS0064I 11.32.04 LOCAL COPY PAIR SPLIT STARTED+
CSMP0097I 11.32.04 CPU-B SS-BSS SSU-BSS IS-01
FDRS0032I 11.32.04 LOCAL COPY PAIRS SPLIT+
CSMP0097I 11.32.05 CPU-B SS-BSS SSU-BSS IS-01
FDRS0042I 11.32.05 START OF LOCAL COPY STATUS - SET=SET2
SIMPLEX          - 0
DUPLEX           - 0
PENDING DUPLEX  - 0
SPLIT BY OPER   - 0
SPLIT BY EXC    - 0
PENDING SPLIT   - 50
QUICK SPLIT     - 0
RE-SYNC         - 0
REV RE-SYNC     - 0 _
INVALID         - 0
END OF LOCAL COPY STATUS+
```

## 77. FDRS0077I

-----  
FDRS0077I INVALID TIME ENTERED

**Explanation:** The message is issued when the time in the ZFDRS PRESET entry is in the incorrect format.

**System Action:** None

**User Response:** See the *Copy Manager for TPF Operations Guide* for the correct format for entering the time. Re-enter the time in the correct format.

**Example:** None

## 78. FDRS0078I

---

FDRS0078I      INVALID DATE ENTERED

**Explanation:** The message is issued when the date in the ZFDRS PRESET entry is in the incorrect format.

**System Action:** None

**User Response:** See the *Copy Manager for TPF Operations Guide* for the correct format for entering the date. Re-enter the date in the correct format.

**Example:** None

## 80. FDRS0080I

---

FDRS0080I      COMMAND NOT VALID FOR 9960 MODEL

**Explanation:** The message is issued when a Copy Manager for TPF function that is not supported by the 9960 model was requested to be performed on a 9960.

**System Action:** None

**User Response:** Contact Hitachi Data Systems TPF Engineering group.

**Example:** None

## 81. FDRS0081I

---

FDRS0081I      PRESET COMMAND ENTERED

**Explanation:** The message is issued in response to a satisfactory ZFDRS PRESET command to preset a point in time/date split.

**System Action:** None

**User Response:** None

**Example:** None

## 82. FDRS0082I

---

FDRS0082I      SET ITEM REMOVED

**Explanation:** The message is issued in response to a satisfactory deletion of an item from the set index record.

**System Action:** None

**User Response:** None

**Example:**

```
zfdrs setrec rem 1 set-set1
CSMP0097I 14.20.57 CPU-A SS-BSS SSU-BSS IS-01
FDRS0082I 14.20.57 SET ITEM REMOVED
```

### 83. FDRS0083I

-----  
FDRS0083I SET ITEM ADDED

**Explanation:** The message is issued in response to a satisfactory addition of an item from the set index record.

**System Action:** None

**User Response:** None

**Example:**

```
zfdrs setrec add 1 set-set4 facetype-tsdb2 ord-100
CSMP0097I 14.20.57 CPU-A SS-BSS SSU-BSS IS-01
FDRS0083I 14.20.57 SET ITEM ADDED+
```

### 84. FDRS0084I

-----  
FDRS0084I SET ITEM CHANGED

**Explanation:** The message is issued in response to a satisfactory change of an item from the set index record.

**System Action:** None

**User Response:** None

**Example:**

```
zfdrs setrec ch 1 set-set4 ord-200
CSMP0097I 14.20.57 CPU-A SS-BSS SSU-BSS IS-01
FDRS0084I 14.20.57 SET ITEM CHANGED+
```

### 85. FDRS0085I

-----  
FDRS0085I SET INDEX RECORD IS EMPTY

**Explanation:** The message is issued when a ZFDRS SETREC DISPLAY entry is made and there are no sets defined.

**System Action:** None

**User Response:** None

**Example:**

```
zfdrs setrec di local
CSMP0097I 14.20.27 CPU-A SS-BSS SSU-BSS IS-01
FDRS0085I 14.20.27 COPY PAIR CONFIGURATION RECORD IS EMPTY
```

## 86. FDRS0086I

-----  
FDRS0086I      CANNOT ADD, SET ITEM ALREADY EXIST

**Explanation:** The message is issued in response to a SETREC ADD request when the requested setname is already in the Set Index Record.

**System Action:** None

**User Response:** Remove the existing set, and issue the SETREC ADD again. Change the existing set. Change setname on the SETREC ADD entry.

**Example:**

```
zfdrs setrec add l set-set1 facetype-tsdb2 ord-0 recid-hd
CSMP0097I 14.20.27 CPU-A SS-BSS SSU-BSS IS-01
FDRS0086E 14.20.27 CANNOT ADD, SET ITEM ALREADY EXIST
```

## 87. FDRS0087I

-----  
FDRS0087I      CANNOT ADD, SET CONFIGURATION IS FULL

**Explanation:** The message is issued in response to a SETREC ADD request when the Set Index Record is full.

**System Action:** None

**User Response:** Remove a set from the set index record and issue the SETREC ADD again. Change an existing set.

**Example:**

```
zfdrs setrec add l set-set1 facetype-tsdb2 ord-0 recid-hd
CSMP0097I 14.20.27 CPU-A SS-BSS SSU-BSS IS-01
FDRS0087I 14.20.27 CANNOT ADD, SET CONFIGURATION IS FULL
```

## 88. FDRS0088I

-----  
FDRS0088I      SET ITEM DOES NOT EXIST

**Explanation:** The message is issued in response to a SETREC CHANGE or SETREC REMOVE when the requested setname is not in the Set Index Record.

**System Action:** None

**User Response:** None

**Example:**

```
zfdrs setrec rem l set-set4
CSMP0097I 14.20.27 CPU-A SS-BSS SSU-BSS IS-01
FDRS0088E 14.20.27 SET ITEM DOES NOT EXIST
zfdrs l set cha set-set4 ord-17
CSMP0097I 14.20.27 CPU-A SS-BSS SSU-BSS IS-01
FDRS0017E 14.20.27 ITEM DOES NOT EXIST IN CONFIG RECORD
```



## 90. FDRS0090I

-----  
FDRS0090I BEGINNING OF ..... SET CONFIGURATION\_\_\_\_\_

**Explanation:** The message is issued in response to a satisfactory SETREC DISPLAY entry.

**System Action:** None

**User Response:** None

**Example:**

```
zfdrs setrec display loc
zfdrs l set di
CSMP0097I 08.57.46 CPU-A SS-BSS SSU-BSS IS-01
FDRS0090I 08.57.46 BEGINNING OF LOCAL COPY SET CONFIGURATION RECORD DISPLAY _
                                     DEFAULT RECID - C8C4 (HD)
                                     CHAR  HEX
SETNAME          FACETYPE          ORDINAL    RECID RECID  COPYTYPE  HOP OFFFL
_
SET1              #TSDB2             400        C8C4 (HD)   SYNC      N  N  _
TEST23           #TSDB2             420        C8C4 (HD)   SYNC      N  N
TESTSYSTEM1     #TSDB2             400        C8C4 (HD)   SYNC      N  N
   3 ITEMS _
END OF SET CONFIGURATION RECORD DISPLAY+
```

## 93. FDRS0093I

-----  
FDRS0093I MUST SPECIFY SERIAL NUMBER WHEN REQUESTING DISPLAY BY CGID

**Explanation:** The message is issued in response to a CONFIG DISPLAY by CGID and the serial number was not entered.

**System Action:** None

**User Response:** Re-enter the CONFIG DISPLAY with both the CGID and Serial Number.

**Example:**

```
zfdrs r co display set-set1 cgid-18
CSMP0097I 14.20.27 CPU-A SS-BSS SSU-BSS IS-01
FDRS0093E 14.20.27 MUST SPECIFY SERIAL NUMBER WHEN REQUESTING DISPLAY BY CGID
```

## 94. FDRS0094I

-----  
FDRS0094I BEGINNING OF PRESET STATUS DISPLAY

**Explanation:** The message is issued in response to a satisfactory ZFDRS PRESET STATUS entry.

**System Action:** None

**User Response:** None

**Example:** None

## 98. FDRS0098I

-----  
FDRS0098I      NOCOPY OPTION IS ONLY ALLOWED FOR REMOTE COPY

**Explanation:** The message is issued in response to a ZFDRS L EST entry with the NOCOPY entry. NOCOPY is not supported with ShadowImage.

**System Action:** None

**User Response:** Contact Hitachi Data Systems TPF Engineering if the NOCOPY option is needed for ShadowImage.

**Example:**

```
zfdrs l est set-set1 nocopy
CSMP0097I 14.20.27 CPU-A SS-BSS SSU-BSS IS-01
NOCOPY OPTION IS ONLY ALLOWED FOR REMOTE COPY
```

## 99. FDRS0099I

-----  
FDRS0099I      DUPLICATE TARGET FOUND FOR SOURCE VOLUME

**Explanation:** The message is issued in response to a CONFIG ADD or a CONFIG CHANGE entry. The message is issued if an entry is made that will define a target volume to two source volumes in the requested copy pair configuration definition record .

**System Action:** None

**User Response:** Correct the configuration pairs. Contact Local Hitachi Data Systems Team for assistance.

**Example:**

```
zfdrs l co cha set-set1 dev-2004 tvol-17
CSMP0097I 14.20.27 CPU-A SS-BSS SSU-BSS IS-01
FDRS0099I 14.20.27 DUPLICATE TARGET FOUND FOR SOURCE VOLUME
```

## 100. FDRS0100I

-----  
FDRS0100I      4 CHARACTER RECID MUST BE HEX CHARACTERS

**Explanation:** The message is issued in response to a SET ADD, SET CHA or SETREC INIT command. The message is issued when the RECID entered is a four-character record ID, but one or more of the four characters are not a hexadecimal number (0-f). When entering a record ID that is four characters, the four characters are the hexadecimal record ID (for example, when x'7879' record ID is entered as RECID-7879). If a two character record id is entered, the two characters are an alphanumeric record ID (for example, 'HD' record ID is entered as RECID-HD).

**System Action:** None

**User Response:** Re-enter the entry with a corrected record ID.

**Example:** None

### 103. FDRS0103I

---

FDRS0103E SETREC ADD REQUIRES THE FACETYPE AND ORDINAL  
PARAMETER

**Explanation:** The message is issued in response to a SETREC ADD entry without either FACETYPE or ORDINAL or without both parameters.

**System Action:** None

**User Response:** Re-enter the SETREC ADD command with both the FACETYPE and ORDINAL parameters.

**Example:**

```
zfdrs setrec add 1 add set-set5 ord-16
CSMP0097I 14.20.19 CPU-A SS-BSS SSU-BSS IS-01
SET ADD REQUIRES FACETYPE AND ORDINAL
```

### 104. FDRS0104I

---

FDRS0104E SETREC REMOVE DOES NOT REQUIRE FACE, ORD AND RECID

**Explanation:** The message is issued when a SETREC REMOVE entry is made with any other parameters.

**System Action:** None

**User Response:** Re-enter the SETREC REMOVE entry with the optional parameters.

**Example:**

```
zfdrs setrec rem 1 set-set1 ord-10
CSMP0097I 14.20.19 CPU-A SS-BSS SSU-BSS IS-01
SET REMOVE DOES NOT REQUIRE FACE, ORD AND RECID
```

### 105. FDRS0105I

---

FDRS0105I TVONLINE REQUIRES PASSWORD

**Explanation:** The message is issued when an ESTABLISH entry is made using the TVONLINE option and no password was entered.

**System Action:** None

**User Response:** Re-enter the ESTABLISH entry with the password.

**Example:**

```
zfdrs 1 est set-set1 dev-2004 tvonline
CSMP0097I 14.20.19 CPU-A SS-BSS SSU-BSS IS-01
TVONLINE REQUIRES PASSWORD
```

## 106. FDRS0106I

---

FDRS0106I      INVALID PASSWORD

**Explanation:** The message is issued when an incorrect password is entered.

**System Action:** None

**User Response:** See the systems programmer for the correct password.

**Example:**

```
zfdrs l est set-set1 dev-2004 tvonline password-abcd
CSMP0097I 14.20.19 CPU-A SS-BSS SSU-BSS IS-01
INVALID PASSWORD
```

## 107. FDRS0107I

---

FDRS0107I      PASSWORD IS ONLY ALLOWED WITH TVONLINE

**Explanation:** The message is issued in when an ESTABLISH entry was made with a PASSWORD parameter and no TVONLINE parameter. The PASSWORD parameter is only valid if the TVONLINE parameter is part of the entry.

**System Action:** None

**User Response:** Re-enter the ESTABLISH without the PASSWORD parameter or with the TVONLINE parameter.

**Example:**

```
zfdrs l est set-set1 dev-2004 password-abcd
CSMP0097I 14.20.19 CPU-A SS-BSS SSU-BSS IS-01
PASSWORD ONLY REQUIRED WITH TVONLINE
```

## 108. FDRS0108I

---

FDRS0108I      The ZFDRS STATUS SYSTEM DISPLAY

**Explanation:** Displays the last Copy Manager for TPF request on the TPF system.

**System Action:** None.

**User Response:** None.

**Example:**

```
zfdrs l st system
CSMP0097I 13.23.55 CPU-A SS-BSS SSU-BSS IS-01
FDRS0108I 13.23.55
A DELETE WAS ISSUED ON 02/13/07 AT 10:19:54 , SETNAME - MONDAYSET
```

## 110. FDRS0110I

-----  
FDRS0110I     The ZFDRS STATUS DUMP Display

**Explanation:** Displays the Copy indicator bits in dump format. Used for diagnosis reasons. Valid for LOCAL or REMOTE COPY.

**System Action:** None.

**User Response:** Analyze the results with HDS support.

**Example:**

```
zfdrs l st dump set-set2 d-4000
CSMP0097I 07.20.57 CPU-A SS-BSS SSU-BSS IS-01
FDRS0042I 07.20.57 START OF SHADOWIMAGE LOCAL COPY STATUS - SET-SET2
NO LAST-ENTRY-MADE DATA EXIST FOR THIS SET
DEVICE 4000 IS SIMPLEX
DUMP OF SHADOWIMAGE STATUS BITS _
000 00021414 00000000 1700F0F0 F0F0F0F0
016 F0F1F0F1 F0F70000 00000000 00000000
032 00000000 00000000 00000000 00000000
048 00000000 00000000 00000000 00000000
064 00000000 00000000 00000000 00000000
080 00000000 00000000 00000000 00000000 _
096 00000000 00000000 00000000 00000000
112 00000000 00000000 00000000 00000000
128 00000000 00000000 00000000 00000000
144 00000000 00000000 00000000 00000000
160 00000000 00000000 00000000 00000000
176 00000000 00000000 0000  _
END OF LOCAL COPY STATUS+
```

## 111. FDRS0111E

-----  
FDRS0111E     THE STATUS DUMP REQUIRES THE DEVICE PARAMETER

**Explanation:** The ZDFRS STATUS DUMP command requires the DEVICE parameter.

**System Action:** None.

**User Response:** Enter the functional message again with the device address.

**Example:**

```
zfdrs l st dump set-set2
CSMP0097I 07.20.57 CPU-A SS-BSS SSU-BSS IS-01
FDRS0111E 07.20.57 THE STATUS DUMP REQUIRES THE DEVICE PARAMETER+
```

### 113. FDRS0113E

-----  
FDRS0113E I/O ERROR ON DEVICE xxxx, FUNCTION NOT PERFORMED

**Explanation:** The message is issued in response to an I/O error on a specific device. A description of the sense error and supporting FIOCB information is also displayed.

**System Action:** None

**User Response:** Call your system programmer.

**Example:**

```
zfdrs l est set-set1 dev-2004
FDRS0113E 14.20.57 I/O ERROR ON DEVICE 2004, FUNCTION NOT PERFORMED
START OF FIOCB DISPLAY
FIOCAW 0075EE80
FIOFLG 84
FIOPATH 85
FIOCSW 00764010 0E000000
FIOECSW 01860048 0E000000 _
FIOSNS 80000000 C400000F E800C70A 0C000000
      23125900 2000F0F 000040C3 00000000

MEANING OF SENSE DATA - FORMAT 0 MESSAGE F REASON CODE E8 IS - _
TVOL ONLINE OR IN USE BY TC
OR SVOL INCORRECT STATE/INVALID
OR TRYING TO SPLIT MORE THAN 64 PAIRS _
FIOTKN EEB8
FIOAIND BA
FIOLIT EEBC
FIOSSID EEBE
FIOMSGID 0075EEC0
END OF FIOCB DISPLAY+
CSMP0097I 14.20.57 CPU-A SS-BSS SSU-BSS IS-01
FDRS0042I 14.20.57 START OF LOCAL COPY STATUS - SET=SET1 _
SIMPLEX - 100
DUPLEX - 0
PENDING DUPLEX - 0
SPLIT BY OPER - 0
SPLIT BY EXC - 0
PENDING SPLIT - 0
QUICK SPLIT - 0
RE-SYNC - 0
REV RE-SYNC - 0
INVALID - 0
END OF LOCAL COPY STATUS+
```

## 114. FDRS0114E

---

FDRS0114E RANGE COUNT CANNOT BE GREATER THAN 32

**Explanation:** The value of count or the difference between the LASTDEV and the DEVICE parameters is greater than 32.

**System Action:** None.

**User Response:** Enter the functional message again with a lower range value.

**Example:**

```
zfdrs 1 co add set-testb9 d-1000 count-44 sse-43279 sv-0 sl-8 sss-18a0 tv-40 tl-2 tss-1888
CSMP0097I 08.57.46 CPU-A SS-BSS SSU-BSS IS-01
FDRS0108E 08.57.46 RANGE COUNT CANNOT BE GREATER THAN 32+

zfdrs 1 co add set-testb9 d-1000 lastdev-1044 sse-43279 sv-0 sl-8 sss-18a0 tv-40 tl-2 tss-1888
CSMP0097I 08.57.46 CPU-A SS-BSS SSU-BSS IS-01
FDRS0108E 08.57.46 RANGE COUNT CANNOT BE GREATER THAN 32+
```

## 115. FDRS0115E

---

FDRS0115E LASTDEV AND COUNT PARAMETERS CANNOT BE USED TOGETHER

**Explanation:** The parameters count and lastdev cannot be used in the same ZFDRS CONFIG entry.

**System Action:** None.

**User Response:** Enter the functional message again using only the LASTDEV or the COUNT parameter.

**Example:** NONE

## 117. FDRS0118I

-----  
FDRS0117E BEGINNING OF THE REMOTE CONTROL UNIT COMMAND  
DEVICE DEFINITION RECORD

**Explanation:** The display of the remote control unit command device definition record. The response to the entry ZFDRS RCUREC DIS.

**System Action:** None.

**User Response:** None.

**Example:**

```
zfdrs rcurec dis
CSMP0097I 08.57.46 CPU-A SS-BSS SSU-BSS IS-01
FDRS0112E 08.57.46 BEGINNING OF THE REMOTE CONTROL UNIT COMMAND DEVICE DEFINITION
RECORD+
CSMP0097I 08.57.46 CPU-A SS-BSS SSU-BSS IS-01
CONTROL UNIT SERIAL NUMBER COMMAND DEVICE
SSID LCU VOL
TARGET 000000012345 6666 10 00
0 000000556655 7788 11 01
1 ITEMS
END OF COMMAND DEVICE RECORD DISPLAY+
```

## 121. FDRS0121I

-----  
FDRS0121I REMOTE CONTROL UNIT COMMAND DEVICE DEFINITION  
RECORD CHANGED

**Explanation:** The message is issued in response to a satisfactory RCUREC CHANGE entry.

**System Action:** None.

**User Response:** None.

**Example:** None.

## 122. FDRS0122E

-----  
FDRS0122E REMOTE CONTROL UNIT COMMAND DEVICE RECORD ITEM  
NOT FOUND

**Explanation:** The target serial number entered wasnot found in the remote control unit command device definition record (RCUREC).

**System Action:** None.

**User Response:** Enter the functional message again with a correct target serial number or correct the remote control unit command device definition record.

**Example:**

```
zfdrs rcurec cha tarser-666777 r01-3
CSMP0097I 08.57.46 CPU-A SS-BSS SSU-BSS IS-01
FDRS0122E 08.57.46 REMOTE CONTROL UNIT COMMAND DEVICE RECORD ITEM NOT FOUND+
```



### 123. FDRS0123I

-----  
FDRS0123I REMOTE CONTROL UNIT COMMAND DEVICE DEFINITION  
RECORD REMOVED

**Explanation:** The message is issued in response to a satisfactory RCUREC REMOVE entry.

**System Action:** None.

**User Response:** None.

**Example:** None.

### 124. FDRS0124I

-----  
FDRS0124I REMOTE CONTROL UNIT COMMAND DEVICE DEFINITION  
RECORD ADDED

**Explanation:** The message is issued in response to a satisfactory RCUREC ADD entry.

**System Action:** None.

**User Response:** None.

**Example:** None.

### 125. FDRS0125E

-----  
FDRS0125E REMOTE CONTROL UNIT COMMAND DEVICE DEFINITION  
RECORD IS EMPTY

**Explanation:** The message when the RCUREC is being displayed or accessed and the record is empty.

**System Action:** None.

**User Response:** None.

**Example:**

```
zfdrs rcurec dis
CSMP0097I 08.57.46 CPU-A SS-BSS SSU-BSS IS-01
FDRS0125E 08.57.46 REMOTE CONTROL UNIT COMMAND DEVICE RECORD IS EMPTY++
```

## 128. FDRS0128I

-----  
FDRS0128I BEGINNING OF THE OFFLINE CONTROL DEVICE RECORD  
DISPLAY

**Explanation:** The display of the offline control device definition record.  
The response to the entry ZFDRS OFFREC DIS.

**System Action:** None.

**User Response:** None.

**Example:**

```
zfdrs offrec dis
CSMP0097I 08.57.46 CPU-A SS-BSS SSU-BSS IS-01
FDRS0122E 08.57.46 BEGINNING OF THE OFFLINE CONTROL DEVICE DEFINITION RECORD+
CSMP0097I 08.57.46 CPU-A SS-BSS SSU-BSS IS-01
SERIAL NUMBER      SET NAME          CONTROL DEVICE
000000123456      SPARESET2          2000
000000665588      SPARESET1          4000
      2 ITEMS
END OF OFFLINE CONTROL DEVICE DEFINITION RECORD DISPLAY+
```

## 131. FDRS0131I

-----  
FDRS0131I OFFLINE CONTROL DEVICE DEFINITION RECORD CHANGED

**Explanation:** The message is issued in response to a satisfactory OFFREC  
CHANGE entry.

**System Action:** None.

**User Response:** None.

**Example:** None.

## 132. FDRS0132E

-----  
FDRS0132E OFFLINE CONTROL DEVICE RECORD ITEM NOT FOUND

**Explanation:** The serial number and setname entered was not found in  
the offline control device definition record (OFFREC).

**System Action:** None.

**User Response:** Enter the functional message again with a correct target  
serial number or correct the remote control unit control device definition  
record.

**Example:**

```
zfdrs offrec cha ser-666777 set-badset
CSMP0097I 08.57.46 CPU-A SS-BSS SSU-BSS IS-01
FDRS0132E 08.57.46 OFFLINE CONTROL DEVICE RECORD ITEM NOT FOUND+
```

### 133. FDRS0133I

-----  
FDRS0133I OFFLINE CONTROL DEVICE DEFINITION RECORD REMOVED

**Explanation:** The message is issued in response to a satisfactory OFFREC REMOVE entry.

**System Action:** None.

**User Response:** None.

**Example:** None.

### 134. FDRS0134I

-----  
FDRS0134I OFFLINE CONTROL DEVICE DEFINITION RECORD ADDED

**Explanation:** The message is issued in response to a satisfactory OFFREC ADD entry.

**System Action:** None.

**User Response:** None.

**Example:** None.

### 135. FDRS0135E

-----  
FDRS0135E OFFLINE CONTROL DEVICE DEFINITION RECORD IS EMPTY

**Explanation:** The message when the OFFREC is being displayed or accessed and the record is empty.

**System Action:** None.

**User Response:** None.

**Example:**

```
zfdrs offrec dis
CSMP0097I 08.57.46 CPU-A SS-BSS SSU-BSS IS-01
FDRS0135E 08.57.46 OFFLINE CONTROL DEVICE RECORD IS EMPTY++
```

### 137. FDRS0137I

-----  
FDRS0137I BEGINNING OF THE COPY MANAGER CONTROL RECORD  
DISPLAY

**Explanation:** The display of the Copy Manager for TPF system control record.  
The response to the entry ZFDRS COPYMGR DIS.

**System Action:** None.

**User Response:** None.

**Example:**

```
zfdrs copymgr display
CSMP0097I 08.57.46 CPU-A SS-BSS SSU-BSS IS-01
FDRS0131E 08.57.46 BEGINNING OF THE COPY MANAGER CONTROL RECORD DISPLAY+
CSMP0097I 08.57.46 CPU-A SS-BSS SSU-BSS IS-01
                                DEFAULT RECID - C8C4 (HD)
                                HEX CHAR
CONTROL RECORD FACETYPE ORDINAL RECID RECID _
SETREC          #TSDB2      799      C8C4 (HD)
RCUREC          #TSDB2      796      C8C4 (HD)
OFFREC          #TSDB2      797      C8C4 (HD)
END OF COPY MANAGER CONTROL RECORD DISPLAY+
```

### 141. FDRS0141I

-----  
FDRS0141I COPY MANAGER DEFAULT RECORD ID CHANGED

**Explanation:** The message is issued in response to a satisfactory  
COPYMGR DEFAULTRECID entry.

**System Action:** None.

**User Response:** None.

**Example:** None.

### 142. FDRS0142I

-----  
FDRS0142I COPY MANAGER CONTROL RECORD SETREC ADDED

**Explanation:** The message is issued in response to a satisfactory  
COPYMGR ADD (SETREC or RCUREC or OFFREC) entry.

**System Action:** None.

**User Response:** None.

**Example:** None.

### 143. FDRS0143I

-----  
FDRS0143I COPY MANAGER CONTROL RECORD SETREC CHANGED

**Explanation:** The message is issued in response to a satisfactory COPYMGR CHA (SETREC or RCUREC or OFFREC) entry.

**System Action:** None.

**User Response:** None.

**Example:** None.

### 144. FDRS0144I

-----  
FDRS0144I MUST ENTER FACETYPE AND ORDINAL

**Explanation:** When entering a COPYMGR ADD, both a serial number and an ordinal must be entered.

**System Action:** None.

**User Response:** Enter the functional message again with a both a serial number and an ordinal number.

**Example:**

```
zfdrs copymgr offrec add facetype-tsdb2
CSMP0097I 08.57.46 CPU-A SS-BSS SSU-BSS IS-01
FDRS0144E 08.57.46 MUST ENTER FACETYPE AND ORDINAL+
```

### 145. FDRS0145E

-----  
FDRS0145E COPYMGR CONTROL RECORD ERROR, SETREC NOT DEFINED

**Explanation:** The control record SETREC was trying to be accessed. But, the control record SETREC not been defined in the COPYMGR system control record.

**System Action:** None.

**User Response:** Define SETREC in the COPYMGR control record. Then enter the functional message again.

**Example:**

```
zfdrs setrec dis
CSMP0097I 08.57.46 CPU-A SS-BSS SSU-BSS IS-01
FDRS0145E 08.57.46 COPYMGR CONTROL RECORD ERROR, SETREC NOT DEFINED+
```

## 146. FDRS0146E

---

FDRS0146E COPYMGR CONTROL RECORD ERROR, RCUREC NOT DEFINED

**Explanation:** The control record RCUREC was trying to be accessed. But, the control record RCUREC not been defined in the COPYMGR system control record.

**System Action:** None.

**User Response:** Define RCUREC in the COPYMGR control record. Then enter the functional message again.

**Example:**

```
zfdrs rcurec dis
CSMP0097I 08.57.46 CPU-A SS-BSS SSU-BSS IS-01
FDRS0146E 08.57.46 COPYMGR CONTROL RECORD ERROR, RCUREC NOT DEFINED+
```

## 148. FDRS0148E

---

FDRS0148E COPYMGR CONTROL RECORD ERROR, OFFREC NOT DEFINED

**Explanation:** The control record OFFREC was trying to be accessed. But, the control record OFFREC not been defined in the COPYMGR system control record.

**System Action:** None.

**User Response:** Define OFFREC in the COPYMGR control record. Then enter the functional message again.

**Example:**

```
zfdrs offrec dis
CSMP0097I 08.57.46 CPU-A SS-BSS SSU-BSS IS-01
FDRS0148E 08.57.46 COPYMGR CONTROL RECORD ERROR, OFFREC NOT DEFINED+
```

## 149. FDRS0149E

---

FDRS0149E CONTROL RECORD IS CORRUPT

**Explanation:** A control record (OFFREC, RCUREC or SETREC) is corrupt or has not been initialized.

**System Action:** None.

**User Response:** Initialize the control record and rebuild the control record information, or contact HDS TPF Engineering for support.

**Example:**

```
zfdrs setrec dis
CSMP0097I 08.57.46 CPU-A SS-BSS SSU-BSS IS-01
FDRS0149E 08.57.46 CONTROL RECORD IS CORRUPT+
```

## 150. FDRS0150E

-----  
FDRS0150E COPYMGR CONTROL RECORD FIND OR FACE ERROR

**Explanation:** A FIND of the COPYMGR control record resulted in a FIND or FACE error.

**System Action:** None.

**User Response:** Verify the definitions of the COPYMGR control record's facetype and ordinal. Verify the record ID in the COPYMGR control record.

**Example:**

```
zfdrs copymgr dis
CSMP0097I 08.57.46 CPU-A SS-BSS SSU-BSS IS-01
FDRS0150E 08.57.46 COPYMGR CONTROL RECORD FIND OR FACE ERROR +
```

## 151. FDRS0151E

-----  
FDRS0151E OFFREC CONTROL RECORD FIND OR FACE ERROR

**Explanation:** A FIND of the OFFREC control record resulted in a FIND or FACE error.

**System Action:** None.

**User Response:** Verify the definitions of the C OFFREC control record's facetype and ordinal. Verify the record ID in the OFFREC control record.

**Example:**

```
zfdrs offrec dis
CSMP0097I 08.57.46 CPU-A SS-BSS SSU-BSS IS-01
FDRS0151E 08.57.46 OFFREC CONTROL RECORD FIND OR FACE ERROR +
```

## 152. FDRS0152E

-----  
FDRS0152E SETREC CONTROL RECORD FIND OR FACE ERROR

**Explanation:** A FIND of the SETREC control record resulted in a FIND or FACE error.

**System Action:** None.

**User Response:** Verify the definitions of the SETREC control record's facetype and ordinal. Verify the record ID in the SETREC control record.

**Example:**

```
zfdrs setrec dis
CSMP0097I 08.57.46 CPU-A SS-BSS SSU-BSS IS-01
FDRS0152E 08.57.46 SETREC CONTROL RECORD FIND OR FACE ERROR +
```

### 153. FDRS0153E

-----  
FDRS0153E RCUREC CONTROL RECORD FIND OR FACE ERROR

**Explanation:** A FIND of the RCUREC control record resulted in a FIND or FACE error.

**System Action:** None.

**User Response:** Verify the definitions of the RCUREC control record's facetype and ordinal. Verify the record ID in the RCUREC control record.

**Example:**

```
zfdrs copymgr dis
CSMP0097I 08.57.46 CPU-A SS-BSS SSU-BSS IS-01
FDRS0153E 08.57.46 RCUREC CONTROL RECORD FIND OR FACE ERROR +
```

### 154. FDRS0154I

-----  
FDRS0154I DUMP OF A REMOTE CONTROL UNIT'S COMMAND DEVICE  
INTERNAL BIT SETTINGS

**Explanation:** Displays the Remote Control Units Command Device internal bit settings in dump format. Used for diagnosis reasons..

**System Action:** None.

**User Response:** Analyze the results of this display with HDS TPF Engineering.

**Example:**

```
zfdrs rcurec cdvdis tarser-10069
CSMP0097I 08.57.46 CPU-A SS-BSS SSU-BSS IS-01
DUMP OF COMMAND DEVICE BITS
000 000A2121 00010320 01000000 00000000
016 00000000 00000000 00000000 00000000
END OF COMMAND DEVICE STATUS BIT DUMP+
```

### 155. FDRS0155I

-----  
FDRS0155I INTERNAL CONTROL UNIT COMMAND DEVICE ADDED

**Explanation:** The message is issued in response to a satisfactory ZFDRS RCUREC CDVDEF entry.

**System Action:** None.

**User Response:** None.

**Example:** None.



## 156. FDRS0156I

-----  
FDRS0156I INTERNAL CONTROL UNIT COMMAND DEVICE REMOVED

**Explanation:** The message is issued in response to a satisfactory ZFDRS RCUREC CDVREM entry.

**System Action:** None.

**User Response:** None.

**Example:** None.

## 157. FDRS0157E

-----  
FDRS0157E IOSDA PARAMETER REQUIRED

**Explanation:** The IOSDA parameter is required when issuing a ZFDRS RCUREC ADD entry.

**System Action:** None.

**User Response:** Enter the functional message again with the IOSDA parameter.

**Example:**

```
zfdrs rcurec add set-set1 tarser-1234 tarvol-1 tarlcu-3
CSMP0097I 08.57.46 CPU-A SS-BSS SSU-BSS IS-01
FDRS0157E 08.57.46 IOSDA PARAMETER REQUIRED +
```

## 158. FDRS0158E

-----  
FDRS0158E LOCAL CONTROL UNIT (R0) NOT DEFINED IN RCUREC

**Explanation:** When issuing a request to define an internal command device for a remote control unit (zfdrs rcurec cdvdef), the r0 (local) control unit was not defined in the RCUREC.

**System Action:** None.

**User Response:** Define the R0 (local) control unit command device in eth RCUREC. Then issue the ZFDRS RCUREC CDVDEF command again.

**Example:**

```
zfdrs rcurec cdvdef tarser-1234
CSMP0097I 08.57.46 CPU-A SS-BSS SSU-BSS IS-01
FDRS0158E 08.57.46 LOCAL CONTROL UNIT (R0) NOT DEFINED IN RCUREC +
```

## 159. FDRS0159E

-----  
FDRS0159E REMOTE CONTROL UNIT COMMAND DEVICE NOT MOUNTED

**Explanation:** When displaying or removing a remote control unit's internal command device, the command device for the local control unit is not mounted to TPF.

**System Action:** None.

**User Response:** Mount the command device and reissue the remote control unit operation.

**Example:**

```
zfdrs rcurec cdvdis tarser-12345
CSMP0097I 08.57.46 CPU-A SS-BSS SSU-BSS IS-01
FDRS0159E 08.57.46 REMOTE CONTROL UNIT COMMAND DEVICE NOT MOUNTED+
```

## 160. FDRS0160E

-----  
FDRS0160E IO ERROR ACCESSING REMOTE CONTROL UNIT COMMAND DEVICE

**Explanation:** When defining a remote control unit's internal command device, there was an i/o error when accessing the command device.

**System Action:** None.

**User Response:** Correct the cause of the I/O error and reissue the command. Or, contact HDS TPF Engineering for support.

**Example:**

```
zfdrs rcurec cdvdef tarser-12345
CSMP0097I 08.57.46 CPU-A SS-BSS SSU-BSS IS-01
FDRS0160E 08.57.46 IO ERROR ACCESSING REMOTE CONTROL UNIT COMMAND DEVICE+
```

## 161. FDRS0161E

-----  
FDRS0161E REMOTE CONTROL UNIT COMMAND DEVICE SDA NOT IN MFST

**Explanation:** When defining a remote control unit's internal command device, the command device's SDA was not in the MFST

**System Action:** None.

**User Response:** Mount the command device to TPF and reissue the command. Or, contact HDS TPF Engineering for support.

**Example:**

```
zfdrs rcurec cdvdef tarser-12345
CSMP0097I 08.57.46 CPU-A SS-BSS SSU-BSS IS-01
FDRS0161E 08.57.46 REMOTE CONTROL UNIT COMMAND DEVICE SDA NOT IN MFST +
```

## 162. FDRS0162E

---

FDRS0162E REMOTE CONTROL UNIT COMMAND DEVICE SDA DOES NOT EXIST

**Explanation:** When defining a remote control unit's internal command device, the command device's SDA was not found

**System Action:** None.

**User Response:** Mount the command device to TPF and reissue the command. Or, contact HDS TPF Engineering for support.

**Example:**

```
zfdrs rcurec cdvdef tarser-12345
CSMP0097I 08.57.46 CPU-A SS-BSS SSU-BSS IS-01
FDRS0162E 08.57.46 REMOTE CONTROL UNIT COMMAND DEVICE SDA DOES NOT EXIST +
```

## 163. FDRS0163E

---

FDRS0163E INVALID SERIAL NUMBER FOR REMOTE CONTROL UNIT COMMAND DEVICE

**Explanation:** When defining a remote control unit's internal command device, the serial number for the command device in RCUREC was invalid

**System Action:** None.

**User Response:** Correct the serial number for the command device in RCUREC and reissue the command.

**Example:**

```
zfdrs rcurec cdvdef tarser-12345
CSMP0097I 08.57.46 CPU-A SS-BSS SSU-BSS IS-01
FDRS0163E 08.57.46 INVALID SERIAL NUMBER FOR REMOTE CONTROL UNIT COMMAND DEVICE+
```

## 200. FDRS0200I

-----  
FDRS0200I HIGHEST LEVEL HELP FOR ZFDRS

**Explanation:** The message is issued in response to a ZFDRS+ or a ZFDRS HELP request.

**System Action:** None

**User Response:** Enter a HELP request with the lower level options for more detail.

**Example:**

```
zfdrs help
CSMP0097I 07.20.57 CPU-A SS-BSS SSU-BSS IS-01
FDRS0200I 07.20.57 VALID OPTIONS ARE - LOCAL, REMOTE, COPYMGR, SETREC, OFFREC, RCUREC

OPTIONS LOCAL AND REMOTE ARE VALID WITH SECONDARY OPTIONS :
                ESTABLISH, SPLIT, DELETE, STATUS, RESUME, REVERSE

                CONFIG, PRESET OR SET

FOR DETAILS ON LOCAL AND REMOTE SECONDARY OPTIONS :
                ENTER ZFDRS HELP SECONDARY OPTION.

FOR DETAILS ON COPYMGR, SETREC, OFFREC, RCUREC OPTIONS :
                ENTER ZFDRS HELP OPTION.
```

## 201. FDRS00201I

-----  
FDRS0201I ZFDRS HELP ESTABLISH

**Explanation:** The message is issued in response to a ZFDRS HELP ESTABLISH request.

**System Action:** None

**User Response:** None

**Example:**

```
zfdrs help establish
CSMP0097I 12.44.28 CPU-B SS-BSS SSU-BSS IS-01
FDRS0201I 12.44.28 ZFDRS TYPE ESTABLISH TARGET SPEED NUMBER BP
                WHERE
                TYPE - LOCAL OR REMOTE
                TARGET - SET-rrrrrrrrrrrrrrrrrrrr (THE SETNAME) _
                SPEED - SLOW OR FAST
                NUMBER - ALL, DEV-XXXX, OR SSSID-XXXX
                BP - PROCESS EVEN IF ALL PAIRS NOT DEFAULT MODE

                TYPE AND TARGET PARAMETERS ARE REQUIRED _
                SPEED AND NUMBER PARAMETERS ARE OPTIONAL WITH
                THE FIRST PARAMETER LISTED ABOVE AS DEFAULT
                END OF DISPLAY +
```

## 202. FDRS00202I

-----  
FDRS0202I      ZFDRS HELP SPLIT

**Explanation:** The message is issued in response to a ZFDRS HELP SPLIT request.

**System Action:** None

**User Response:** None

**Example:**

```
zfdrs help split
CSMP0097I 12.46.51 CPU-B SS-BSS SSU-BSS IS-01
FDRS0202I 12.46.51 ZFDRS TYPE SPLIT TARGET BP
WHERE
      TYPE   - LOCAL OR REMOTE
      TARGET - SET-nnnnnnnnnnnnnnnnn (THE SETNAME) _
      BP     - PROCESS EVEN IF ALL PAIRS NOT DEFAULT MODE

      TYPE AND TARGET PARAMETERS ARE REQUIRED
      END OF DISPLAY +
```

## 203. FDRS00203I

-----  
FDRS0203I      ZFDRS HELP DELETE

**Explanation:** The message is issued in response to a ZFDRS HELP DELETE request.

**System Action:** None

**User Response:** None

**Example:**

```
zfdrs help delete
CSMP0097I 12.48.05 CPU-B SS-BSS SSU-BSS IS-01
FDRS0203I 12.48.05 ZFDRS TYPE DELETE TARGET BP
WHERE
      TYPE   - LOCAL OR REMOTE
      TARGET - SET-nnnnnnnnnnnnnnnnn (THE SETNAME) _
      BP     - DELETE EVEN IF ALL PAIRS NOT DUPLICED

      TYPE AND TARGET PARAMETERS ARE REQUIRED

      END OF DISPLAY +
```

## 204. FDRS00204I

-----  
FDRS0204I      ZFDRS HELP STATUS

**Explanation:** The message is issued in response to a ZFDRS HELP STATUS request.

**System Action:** None

**User Response:** None

**Example:**

```
zfdrs help status
CSMP0097I 07.20.57 CPU-A SS-BSS SSU-BSS IS-01
FDRS0204I 07.20.57 ZFDRS TYPE STATUS TARGET OPTION
ZFDRS TYPE SYSTEM
WHERE
TYPE - LOCAL OR REMOTE
TARGET - SET-nnnnnnnnnnnnnnnnn (THE SETNAME) _
LOCAL OPTION - ALL, DEV-xxxx,SSID-ssss,
SIMPLEX, DUPLEX, PENDDUPLEX, SPLITOPR,
SPLITEXC,PENDSPLIT, QUICKSPLIT, RESYNC, _
REVRESYNC, INVALID _
REMOTE (TRUECOPY) OPTION - ALL, DEV-xxxx,SSID-ssss,
SIMPLEX, DUPLEX, PENDDUPLEX, SPLITOPR,
SPLITSVOL,PENDSPLIT, PENSIMPLEX,
SPLITVPCU, _
SPLITCU, SPLITSMPX, SPLITVOL, SPLITIML,
SPLITINIT, SPLITPS, INVALID
REMOTE (HUR) OPTION - ALL, DEV-xxxx,SSID-ssss,
SIMPLEX, DUPLEX, PENDDUPLEX, SPLITOPR,
SPLITVSUSP, SPLITVDKC, SPLITDKC,
SPLITVSX, SPLITTINT, SPLITIML,
SPLITINIT, PENSPLIT, PENSIMPL, SPLITPS,
SPLITDIFJ, SPLITDIFX, SPLITDIFM,
SPLITXFOR, SPLITJFOR, INVALID
-
TYPE AND TARGET PARAMETERS ARE REQUIRED
OPTION PARAMETER IS OPTIONAL WITH FIRST VALUE
LISTED ABOVE AS DEFAULT
END OF DISPLAY +
```

## 205. FDRS00205I

-----  
FDRS0205I      ZFDRS HELP CONFIG

**Explanation:** The message is issued in response to a ZFDRS HELP CONFIG request.

**System Action:** None

**User Response:** None

**Example:**

```
zfdrs help config
CSMP0097I 14.20.19 CPU-A SS-BSS SSU-BSS IS-01
FDRS0210I 14.20.19
VALID CONFIG OPTIONS ARE - DISPLAY, ADD, CHANGE,
REMOVE, INIT.
FOR DETAILS ENTER ZFDRS HELP CONFIG OPTION. +
```

## 206. FDRS00206I

-----  
FDRS0206I      ZFDRS HELP RESUME

**Explanation:** The message is issued in response to a ZFDRS HELP RESUME request.

**System Action:** None

**User Response:** None

**Example:**

```
zfdrs help resume
CSMP0097I 07.20.57 CPU-A SS-BSS SSU-BSS IS-01
FDRS0206I 07.20.57 ZFDRS TYPE RESUME TARGET SPEED NUMBER BP
                                RESYNC
                                REVERSE
-
                                WHERE
                                TYPE    - LOCAL OR REMOTE
                                TARGET - SET-nnnnnnnnnnnnnnnnn (THE SETNAME) _
                                SPEED  - SLOW OR FAST
                                NUMBER - ALL, DEV-XXXX, OR SSSID-XXXX
                                BP     - PROCESS EVEN IF ALL PAIRS NOT DEFAULT MODE

                                TYPE AND TARGET PARAMETERS ARE REQUIRED _
                                SPEED AND NUMBER PARAMETERS ARE OPTIONAL WITH
                                THE FIRST PARAMETER LISTED ABOVE AS DEFAULT
                                END OF DISPLAY +
```

## 207. FDRS00207I

-----  
FDRS0207I      ZFDRS HELP SETREC

**Explanation:** The message is issued in response to a ZFDRS HELP SETREC request.

**System Action:** None

**User Response:** None

**Example:**

```
zfdrs help setrec
CSMP0097I 18.36.01 CPU-A SS-BSS SSU-BSS IS-01
FDRS0207I 18.36.01 ZFDRS SETREC ADD TYPE TAR
                                WHERE
                                TYPE    - LOCAL OR REMOTE
                                TARGET - SET-nnnnnnnnnnnnnnnnn (THE SETNAME) _
                                LOCATION - FACETYPE-YYYYYY
                                           ORD-DDDDDDDDDD
                                           RECID-XXXX
-
                                OPTIONS - ASYNC(NOASYNC), HUR(NO HUR),
                                           OFFLINE(NOOFFLINE)
                                           HOPCONTROLUNIT(NO HOPCONTROLUNIT)
-
                                FACETYPE AND ORD ARE REQUIRED PARAMETERS
                                FOR SET ADD, OPTIONAL FOR SET CHANGE.
                                RECID IS OPTIONAL, RECID OVERRIDES THE DEFAULT
                                RECORD ID THAT WAS DEFINED BY COPYMGR _
                                END OF DISPLAY+
```

## 208. FDRS00208I

-----  
FDRS0208I      ZFDRS HELP COPYMGR

**Explanation:** The message is issued in response to a ZFDRS HELP COPYMGR request.

**System Action:** None

**User Response:** None

**Example:**

```
zfdrs help copymgr
CSMP0097I 18.36.01 CPU-A SS-BSS SSU-BSS IS-01
FDRS0208I 18.36.01 ZFDRS COPYMGR CONTROLREC ADD LOCATION
                                CHA LOCATION
                                DISPLAY
                                INITa11 PASSWORD-PPPPPPPP BP _
                                DEFaulTRECID RECID-XXXX

                                CONTROLREC - SETREC, RCUREC, OR OFFREC

-                                LOCATION - FACETYPE-YYYYYY
                                ORD-DDDDDDDDDD
                                RECID-XXXX

-                                FACETYPE AND ORD ARE REQUIRED PARAMETERS
                                FOR A CONTROLREC ADD, OPTIONAL FOR CONTROLREC CHANGE
                                RECID IS OPTIONAL, RECID OVERRIDES THE DEFAULT
                                RECORD ID THAT WAS DEFINED BY DEFaulTRECID _

END OF DISPLAY+
```

## 209. FDRS00209I

-----  
FDRS0209I      ZFDRS HELP CONFIG DISPLAY

**Explanation:** The message is issued in response to a ZFDRS HELP CONFIG DISPLAY request.

**System Action:** None

**User Response:** None

**Example:**

```
zfdrs help config display
CSMP0097I 07.20.57 CPU-A SS-BSS SSU-BSS IS-01
FDRS0209I 07.20.57 ZFDRS TYPE CONFIG DISPLAY TARGET OPTIONS
                                WHERE
                                TYPE - LOCAL OR REMOTE
                                TARGET - SET-nnnnnnnnnnnnnnnnn (THE SETNAME) _
                                OPTIONS - ALL or DEV-XXXX

                                TYPE AND TARGET PARAMETERS ARE REQUIRED _
                                OPTIONS PARAMETER IS OPTIONAL WITH THE FIRST
                                PARAMETER LISTED ABOVE AS DEFAULT

END OF DISPLAY +
```

## 210. FDRS00210I

-----  
FDRS0210I      ZFDRS HELP CONFIG ADD



**Explanation:** The message is issued in response to a ZFDRS ADD CONFIG ADD, REMOVE, or CHANGE request.

**System Action:** None

**User Response:** None

**Example:**

```
zfdrs help config add
CSMP0097I 07.20.57 CPU-A SS-BSS SSU-BSS IS-01
FDRS0210I 07.20.57 ZFDRS TYPE CONFIG ACTION TARGET DEV-XXXX OPTIONS BP
WHERE
TYPE - LOCAL OR REMOTE
ACTION - ADD, CHANGE, REMOVE _
TARGET - SET-nnnnnnnnnnnnnnnnn (THE SETNAME) _
DEV - MODULE HARDWARE ADDR
OPTIONS - SSSID-XX, SSER-YYYYYYYYYYYY, SLCU-XX, SVOL-XX,
TSSID-XX, TSER-YYYYYYYYYYYY, TLCU-XX, TVOL-XX _
CGID-gg, JNLG-jj
COMMENT-XXXXXX,SOURCE/NOSOURCE
COUNT-nn, LASTDEV-dddd
BP - BP CHECK TO VALIDATE SIMPLEX OR INVALID

TYPE, ACTION, TARGET, AND DEV- PARAMETERS ARE REQUIRED _
OPTIONS ARE OPTIONAL WITH ONE OPTION REQUIRED FOR CHANGE
AND ADD
BP IS VALID FOR CHANGE AND REMOVE ONLY
END OF DISPLAY ++
```

**211. FDRS00211I**

-----  
FDRS0211I ZFDRS HELP CONFIG INIT

**Explanation:** The message is issued in response to a ZFDRS ADD CONFIG INIT request.

**System Action:** None

**User Response:** None

**Example:**

```
zfdrs help config init
CSMP0097I 13.21.56 CPU-B SS-BSS SSU-BSS IS-01
FDRS0211I 13.21.56 ZFDRS TYPE CONFIG INIT TARGET PASSWORD-ppppppp
WHERE
TARGET - SET-nnnnnnnnnnnnnnnnn (THE SETNAME)

TARGET IS REQUIRED
END OF DISPLAY +
```

## 212. FDRS00212I

-----  
FDRS0212I ZFDRS HELP PRESET

**Explanation:** The message is issued in response to a ZFDRS HELP PRESET request.

**System Action:** None

**User Response:** None

**Example:**

```
zfdrs help preset
CSMP0097I 07.20.57 CPU-A SS-BSS SSU-BSS IS-01
FDRS0212I 07.20.57 ZFDRS TYPE PRESET DEFine TARGET TIME DATE
                                CAnceL TARGET TIME DATE
                                Status TARGET _
                                WHERE
                                TARGET - SET-nnnnnnnnnnnnnnnn (THE SETNAME)
                                TIME   - TIME-hhmmss
                                DATE   - DATE-mmddy
                                END OF DISPLAY +
```

## 213. FDRS00213I

-----  
FDRS0213I ZFDRS HELP OFFREC

**Explanation:** The message is issued in response to a ZFDRS HELP OFFREC request.

**System Action:** None

**User Response:** None

**Example:**

```
zfdrs help offrec
CSMP0097I 18.36.01 CPU-A SS-BSS SSU-BSS IS-01
FDRS0214I 18.36.01 ZFDRS OFFREC ADD OFFPARMS
                                CHA OFFPARMS
                                DISPLAy SERIAL-SSSSSSSSSSSS
                                INITAlL PASSWORD-PPPPPPPP _
                                OFFPARMS - SERIAL-SSSSSSSSSSSS
                                SETNAME-MNNNNNNNNNNNNNNNN
                                COMDEV-DDDD
-
                                SERIAL AND SETNAME ARE REQUIRED PARAMETERS
                                FOR ADD, CHANGE AND REMOVE
                                COMDEV IS REQUIRED FOR ADD, OPTIONAL FOR CHANGE
                                COMDEV IS NOT USED FOR REMOVE OR DISPLAY
END OF DISPLAY+
```

## 214. FDRS00214I

-----  
FDRS0214I      ZFDRS HELP RCUREC

**Explanation:** The message is issued in response to a ZFDRS HELP RCUREC request.

**System Action:** None

**User Response:** None

**Example:**

```
zfdrs help rcurec
CSMP0097I 18.36.01 CPU-A SS-BSS   SSU-BSS  IS-01
FDRS0213I 18.36.01 ZFDRS RCUREC  ADD TARSERIAL-SSSSSSSSSSSS HOPLIST IOSDA-NNNN
                                  CHAnge TARSERIAL-SSSSSSSSSSSS HOPLIST IOSDA-NNNN
                                  REMOve TARSERIAL-SSSSSSSSSSSS _
                                  DISPlay TARSERIAL-SSSSSSSSSSSS
                                  INIT PASSWORD-PPPPPPPP
-
                                  HOPLIST - TARSERIAL-SSSSSSSSSSSS
                                          TARSSID-SSSS
                                          TARLCU-LL
                                          TARVOL-DD
-
                                          R0SERIAL-SSSSSSSSSSSS
                                          R0SSID-SSSS
                                          R0LCU-LL
                                          R0VOL-DD
-
                                          R1SERIAL-SSSSSSSSSSSS
                                          R1SSID-SSSS
                                          R1LCU-LL
                                          R1VOL-DD
-
                                  CONTINUE FOR R2,R3,R4 AND R5
                                  THE TARGET CONTROL UNIT AND THE R0 CONTROL
                                  UNIT ARE REQUIRED FOR EACH REMOTE CONFIGURATION
-
                                  SERIAL NUMBER, SSID, LCU AND VOL ARE REQUIRED
                                  FOR EACH REMOTE CONTROL UNIT
                                  IOSDA IS REQUIRED FOR RCUREC ADD
                                  END OF DISPLAY +
```





# Acronyms and Abbreviations

DASD	direct-access storage device
DEV	device
LCU	logical control unit
LDEV	logical device
HUR	Hitachi Universal Replicator/Hitachi Universal Replicator for IBM z/OS
M-VOL	main volume (for TrueCopy for z/OS)
NSC	Hitachi TagmaStore Network Storage Controller
P-VOL	primary volume (for Universal Replicator for z/OS)
R-VOL	remote volume (for TrueCopy for z/OS)
SDA	symbolic device address
SIM	service information message
SIZ	Hitachi ShadowImage for IBM z/OS
SLCU	source logical control unit
SSER	source serial number
SSID	storage system identification
S-VOL	source volume (for ShadowImage for z/OS) secondary volume (for Universal Replicator for z/OS)
TCz	Hitachi TrueCopy for IBM z/OS
TLCU	target logical control unit
TPF	Transaction Processing Facility
TSER	target serial number
T-VOL	target volume (for ShadowImage for z/OS)
URz	Hitachi Universal Replicator for IBM z/OS
USP	Hitachi TagmaStore Universal Storage Platform
USP V	Hitachi Universal Storage Platform V
USP VM	Hitachi Universal Storage Platform VM





## **Hitachi Data Systems**

### **Corporate Headquarters**

750 Central Expressway  
Santa Clara, California 95050-2627  
U.S.A.  
Phone: 1 408 970 1000  
[www.hds.com](http://www.hds.com)  
[info@hds.com](mailto:info@hds.com)

### **Asia Pacific and Americas**

750 Central Expressway  
Santa Clara, California 95050-2627  
U.S.A.  
Phone: 1 408 970 1000  
[info@hds.com](mailto:info@hds.com)

### **Europe Headquarters**

Sefton Park  
Stoke Poges  
Buckinghamshire SL2 4HD  
United Kingdom  
Phone: + 44 (0)1753 618000  
[info.eu@hds.com](mailto:info.eu@hds.com)



**MK-92RD130-06**